


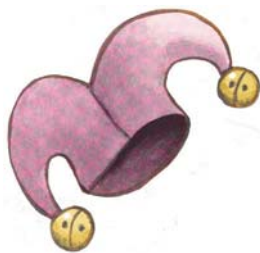
Storytime Suggestions for Chester's Back!

Storytime Props

Make storytime more creative with props and group participation. Using your props, emphasize important scenes in the story and get into character.

You might include:

- cowboy hat
- red marker
- handkerchief
- plastic dinosaur
- little mouse
- 500 gazillion red jellybeans (maybe less depending on size of group)



Activity Materials

- pencils and pencil crayons
- photocopies of activity

Before Storytime


Ask your group what they would do if they were rich and famous.


After Storytime

Chester thinks he should be rich and famous. In order to become rich and famous you need a special talent — what is Chester's special talent? What special talent do you have? (Singing, drawing, sports, dancing, acting, ect.) Discuss.

Activity

Hand out a copy of the activity on the reverse of this sheet to every person in the group. Discuss what an audition is. Ask the group to draw their very own Chester replacement in the box provided. It could be their own pet or even themselves. If time permits, have kids share their work with the group.





Pffff!
Bunch of copycats!

Draw your very own
Chester replacement
in the box provided.

