


WE ARE THE MOST MAGNIFICENT TEAM



HOW TO USE THIS CELEBRATION FRAME

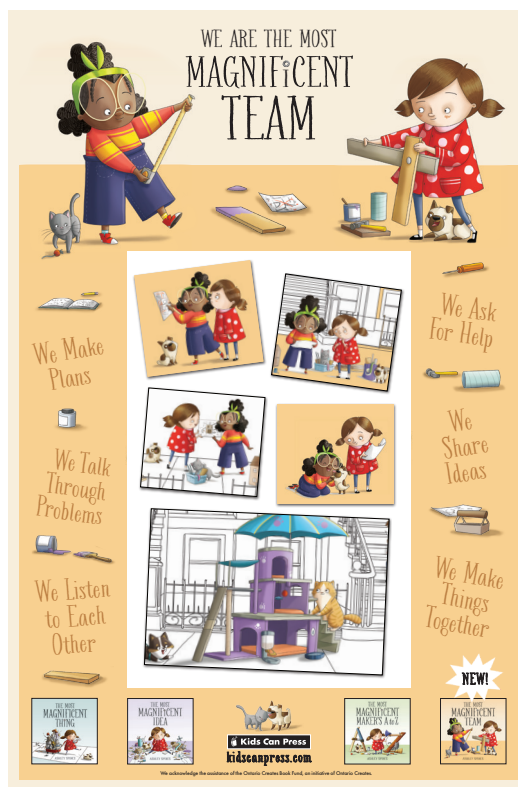
Spotlight the Most Magnificent Teams in Your Classroom or Library

1. Start by cutting out the center. (Tip: Save that piece for another fun project or recycle it!)
2. Then fill the celebration frame with new team magic every week or month:

- Feature photos of team players in action.
- Display photos of their magnificent creations.
- Or list team members' names to celebrate each contributor:

- ★ Emily
- ★ Jorge
- ★ Namita
- ★ Seth

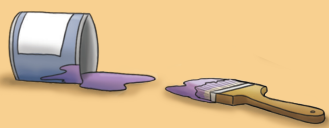
3. Post the frame on a bulletin board to showcase the way they work together!



We Make Plans



We Talk Through Problems




We Listen to Each Other



We Ask for Help



We Share Ideas



We Make Things Together



Kids Can Press
kidscanpress.com

